

ARTIGO / ARTÍCULO / ARTICLE

Contribution to the knowledge of Dermestidae (Coleoptera) from Argentina.

Jiří Háva *

Department of Forest Protection and Entomology, Faculty of Forestry and Wood Sciences, Czech University of Life Sciences
Kamýcká 1176, CZ-165 21, Prague 6 - Suchbát, Czech Republic. e-mail: jh.dermestidae@volny.cz

Abstract: Four species of Dermestidae (Coleoptera) from Argentina are described, illustrated and compared with similar species: *Trogoderma sceliphronum* sp. nov., *Trogoderma turienzoii* sp. nov., *Sodaliatoma argentinum* sp. nov., and *Paranovelsis anumbiisi* sp. nov. New locality data from Argentina for the following species are mentioned: *Anthrenus* (*Nathrenus*) *verbasci* (Linnaeus, 1767), *Attagenus unicolor* (Brahm, 1790), *Cryptorhopalum occultum* Háva, 2015, *Dermestes* (*Dermestes*) *patagoniensis* Háva & Kalík, 2005, *Paranovelsis bitaeniatus* (Steinheil, 1869), *Paranovelsis inexpectata* Herrmann & Háva, 2016, *Paranovelsis platanegrachei* Herrmann & Háva, 2014, *Trogoderma angustum* (Solier in Gay, 1849), *Trogoderma argentina* (Pic, 1906), and *Trogoderma latenotata* (Pic, 1915). Two species are new to Argentina: *Trogoderma inclusum* LeConte, 1854 and *Trogoderma ruficollis* Reitter, 1881. The species *Trogoderma inclusum* LeConte, 1854 is new to Bolivia. The species *Trogoderma latenotata* (Pic, 1915) comb. nov. is newly combined from the genus *Globicornis* Latreille in Cuvier, 1829. A list of species recorded in Argentina is provided.

Key words: Coleoptera, Dermestidae, *Attagenus*, *Dermestes*, *Anthrenus*, *Paranovelsis*, *Cryptorhopalum*, *Trogoderma*, taxonomy, new species, new combination, new records, Argentina, Bolivia.

Resumen: Contribución al conocimiento de los Dermestidae (Coleoptera) de Argentina. Se describen e ilustran cuatro especies de Dermestidae (Coleoptera) de Argentina y se comparan con especies similares: *Trogoderma sceliphronum* sp. nov., *Trogoderma turienzoii* sp. nov., *Sodaliatoma argentinum* sp. nov. y *Paranovelsis anumbiisi* sp. nov. Se mencionan nuevos datos para localidades de Argentina de las siguientes especies: *Anthrenus* (*Nathrenus*) *verbasci* (Linnaeus, 1767), *Attagenus unicolor* (Brahm, 1790), *Cryptorhopalum occultum* Háva, 2015, *Dermestes* (*Dermestes*) *patagoniensis* Háva & Kalík, 2005, *Paranovelsis bitaeniatus* (Steinheil, 1869), *Paranovelsis inexpectata* Herrmann & Háva, 2016, *Paranovelsis platanegrachei* Herrmann & Háva, 2014, *Trogoderma angustum* (Solier in Gay, 1849), *Trogoderma argentina* (Pic, 1906) y *Trogoderma latenotata* (Pic, 1915). Dos especies son nuevas para Argentina: *Trogoderma inclusum* LeConte, 1854 y *Trogoderma ruficollis* Reitter, 1881. La especie *Trogoderma inclusum* LeConte, 1854 es nueva para Bolivia. La especie *Trogoderma latenotata* (Pic, 1915) comb. nov. es una nueva combinación a partir del género *Globicornis* Latreille in Cuvier, 1829. Se proporciona una lista de las especies citadas de Argentina.

Palabras clave: Coleoptera, Dermestidae, *Attagenus*, *Dermestes*, *Anthrenus*, *Paranovelsis*, *Cryptorhopalum*, *Trogoderma*, taxonomía, nuevas especies, nueva combinación, nuevas citas, Argentina, Bolivia.

Recibido: 11 de diciembre de 2016

Aceptado: 15 de diciembre de 2016

Publicado on-line: 25 de diciembre de 2016

urn:lsid:zoobank.org:pub:7D2AA6BA-89F2-4597-B6D3-632B5CBF544C

Introduction

The family Dermestidae (Coleoptera: Bostrichoidea) contains about 1500 species and subspecies worldwide (Háva 2015a). Its members are mainly scavengers on dried proteinaceous material and are of economic importance because the family includes species that are pests of stored products or natural history enemies (Lawrence & Ślipiński 2005).

* This article is dedicated to the memory of my colleague †Osvaldo R. Di Iorio (Buenos Aires, Argentina).

During the determination of some Dermestidae deposited in National Museum in Buenos Aires, Argentina, we found four new species and more new faunistic records from Argentina. The latest researchs about Argentinean Dermestidae were provided by Aravena (1974), Turienzo & Di Iorio (2008, 2010, 2011, 2013, 2014a, b), Háva (2007, 2015b), Háva & Kalík (2005), and Herrmann & Háva (2013, 2014, 2016).

Material and methods

The size of the beetle and of its body parts can be useful in species recognition, so the following measurements were made:

Total length (TL) - linear distance from anterior margin of pronotum to apex of elytra.

Elytral width (EW) - maximal linear transverse distance.

Specimens of the presently described species are provided with red, printed labels with the text as follows: "HOLOTYPE [or PARATYPE, respectively] name of taxon sp. nov. Jiří Háva det. 2016".

The following abbreviations were used in this study:

JHAC Jiří Háva, Private Entomological Laboratory & Collection, Únětice u Prahy, Prague-west, Czech Republic.

MACN Museo Argentino de Ciencias Naturales "Bernardino Rivadavia", Buenos Aires, Argentina.

ODIC Collection of Osvaldo R. Di Iorio, Buenos Aires, Argentina.

Species are arranged in alphabetical order, the nomenclature and zoogeography follow Háva (2015a).

Results

Subfamily Attageninae

Tribe Attagenini

Attagenus unicolor (Brahm, 1790)

Material examined. Argentina, Buenos Aires, Campo de Mayo, 30-VIII-2009, Di Iorio leg., reared from larvae in nest of *Myiopsitta monachus*, 6 spec., (ODIC); Argentina, Capital Federal Ciudad Universitaria, 10-III-2009, Di Iorio leg., reared from larva in nest *Columba linia*, 20 spec., (ODIC).

Distribution. Cosmopolitan species. New locality data from Argentina.

Paranovelsis anumbi sp. nov. (Figs. 1-5)

Type material. Holotype (♂): Argentina, Córdoba, Mina Clavero, 25-XI-2009, Di Iorio leg., adults inside a nest of *Coryphistera alaudina*, (MACN). Paratypes: (3♀♀): the same data as Holotype, (ODIC); and 15 spec.: Argentina, Buenos Aires, Río Luján, 30-X-2009, Di Iorio leg., reared from larvae in a nest of *Anumbius annumbi*, (7 ODIC, 8 JHAC).

Description.

Male. Body (Fig. 1) measurements (mm): TL 3.5, EW 1.8; cuticle darkish brown and brown on dorsal surfaces, brown on ventral surfaces; in general large and elongate, covered with brown and silver-grey recumbent setation. Head finely punctate, with brown recumbent setation. Palpi entirely brown. Ocellus on front present. Antennae, brown, with 11 antennomeres, antennal club with 3 antennomeres

(Fig. 3), with the last segment moderately enlarged, with light brown setation. Pronotum finely punctate like head, covered with silver-grey recumbent setation. Discally with two circular depressions (Fig. 2). Scutellum triangular, finely punctate as pronotum, with dark setation. Elytra finely punctate, on each humerus with a large bump; cuticle darkish, covered with brown setation. On each elytron with (or without) very small circular spots of silver-grey setation. Epipleura dark brown, finely punctate, covered with silver-grey setation. Mesosternum and metasternum covered with silver-grey setation. Abdominal ventrites finely punctate, covered with silver-grey, recumbent setation. Legs brown, with light brown setation; tibiae with short, brown spines. Genitalia as shown in Fig. 4.


Female. Female externally similar to male, but differs from male by the small terminal antennomere.

Variability. Body measurements (mm): TL 3.5-4.5, EW 2.0.

Differential diagnosis. The new species is similar to other three species distributed in Argentina, *Paranovelsis bitaeniatus* (Steinheil, 1869), *Paranovelsis inexpectata* Herrmann & Háva, 2016, and *Paranovelsis platanegrachei* Herrmann & Háva, 2014, but differs from them by the unicolorous elytral and pronotal cuticle, two circular depressions on pronotum and structure of antennae and male genitalia.

Etymology. The new species is named after the genus name of the bird *Anumbius anumbi* (Vieillot, 1817) (Aves: Rurnariidae).

Bionomy. The species was collected in birds (Aves) nests of *Anumbius anumbi* (Vieillot, 1817) (Furnariidae) and *Coryphistera alaudina* (Burmeister, 1860) (Furnariidae).



Figs. 1-5.- *Paranovelsis anumbi* sp. nov.: 1.- Habitus, dorsal aspect. 2.- Pronotum (arrows = circular depressions). 3.- Antennae of male. 4.- Male genitalia. 5.- 9th sternite.

***Paranovelsis bitaeniatus* (Steinheil, 1869)**

Material examined. Argentina, Capital Federal, 10-XII-2008, reared from larvae in a wood floor of an old department, 3 spec., (ODIC); Argentina, La Pampa, Parage La Araña, 5-IX-2006, L. Bragagnolo leg., emerged from larvae in nest box with *Troglodytes aedon*, 10 spec., (ODIC); Argentina, Pereyra, 9-V-2010, Di Iorio leg., emerged from larvae in nest of *Troglodytes aedon*, 6 spec., (ODIC); Argentina, Buenos Aires, 30 km F.C.G.B., 27-I-2011, Di Iorio leg., emerged from nest of *Furnarius rufus*+*Passer domesticus*, 1 espec., (ODIC); Argentina, Santiago del Estero, La María, II-2009, emerged from nest of *Coryphistera alaudina*, 11 spec., (JHAC); Argentina, Buenos Aires, Junín, Estancia La Brava, 12-VI-2008, Turienzo & Di Iorio leg., reared from larvae in nest of *Columbina picui* with a dead nestling, 15 spec., (ODIC); Argentina, Buenos Aires, Campo de Mayo, 24-II-2009, Di Iorio leg., reared from larvae in nest of *Furnarius rufus*, 4 spec., (ODIC).

Distribution. Species known from Argentina, Brazil, Bolivia, Chile, Paraguay, New Zealand (introduced). New locality data from Argentina.

***Paranovelsis inexpectatus* Herrmann & Háva, 2016**

Material examined. Argentina, Córdoba, Mina Clavero, 22-I-2010, Di Iorio leg., emerged from nests of *Coryphistera alaudina*, 10 spec., (5 ODIC, 5 JHAC); Argentina, Tucumán, Tafí del Valle, 6-VI-2009, Di Iorio leg., reared from a larva in nest of *Phacellodomus striaticeps*, 1 spec., (JHAC).

Distribution. Species recently described from Argentina: New locality data from Argentina.

***Paranovelsis platanegrachei* Herrmann & Háva, 2014**

Material examined. Argentina, Tucumán, Tafí del Valle, 6-VI-2009, Di Iorio leg., larva en nido of *Phacellodomus striaticeps*, 1 spec., (JHAC).

Distribution. Species recently described from Argentina. New locality data from Argentina.

Subfamily Dermestinae

Tribe Dermestini

***Dermestes (Dermestes) patagoniensis* Háva & Kalík, 2005**

Material examined. Argentina, Buenos Aires, Río Luján, F.C.G.B., 31-III-2009, Di Iorio leg., reared from larvae in nest of *Furnarius rufus*, 5 spec., (ODIC); Argentina, Buenos Aires, Pereyra, 22-V-2010, Di Iorio leg., in nest of *Tyto alba* with a dead adult owl, 6 spec., (ODIC); Argentina, Mina Clavero, 22-I-2010, Di Iorio leg., emerged from larvae in nest of *Coryphistera alaudina*, 2 spec., (ODIC).

Distribution. Species known from Chile and Argentina. New locality data from Argentina.

Subfamily Megatominae

Tribe Anthrenini

***Anthrenus (Nathrenus) verbasci* (Linnaeus, 1767)**

Material examined. Argentina, Buenos Aires, Junín, Ea. La Brava, 12-VI-2008, reared from larvae nest of *Columbina picui*, 6 spec., (ODIC); Argentina, Buenos Aires, Río Luján, F.C.G.B.M., 27-XII-2008, emerged from mud nests of *Sceliphron asiaticum*, 6 spec., (ODIC).

Distribution. Cosmopolitan species, new locality data from Argentina.

Tribe Megatomini

Subtribe Cryptorhopalina

Cryptorhopalum occultum Háva, 2015

Material examined. Argentina, Buenos Aires, Campo de Mayo, 30-VII-2005, Turienzo & Di Iorio leg., emerged from nest of *Anumbius annumbi*, 45 spec., (ODIC); Argentina, Buenos Aires, Otamendi, 15-IX-2008, Di Iorio leg., reared from larvae in nest of *Pitangus sulphuratus*, 15 spec., (JHAC); Argentina, Entre Ríos, Crespo, 19-VI-2011, emerged X-XI-XII 2011 nest of *Phacellodomus*, 20 spec., (ODIC).

Distribution. Species recently described from Argentina, new locality data from Argentina.

Subtribe Megatomina

Sodaliatoma argentinum sp. nov. (Figs. 6-8)

Type material. Holotype (♀): Argentina: Córdoba: Mina Clavero, Turienzo & Di Iorio leg., 14-VII-2009, emerged from nest of *Coryphistera alaudina*, (MACN). Paratypes: (1♀): the same data but emerged from nest of *C. alaudina*, 23-IX-2009, (JHAC); (1♀): the same data but emerged from nest of *C. alaudina*, 14-VII-2009, (DIOC); (1♀): the same data but emerged from nest of *Pseudoseisura lophotes*, (DIOC); (1♀): Argentina, La Pampa, Paraje La Araña, 3-XI-2007, Turienzo & Di Iorio leg., emerged from nest of *Myiopsitta monachus catita*, (DIOC).

Description.

Female. Body (Figs. 6-7) measurements (mm): TL 2.5, EW 1.5; cuticle brown on dorsal surfaces, brown on ventral surfaces; in general small and oval, covered with brown and white recumbent setation. Head finely punctate, with white recumbent setation. Palpi entirely brown. Ocellus on front present. Antennae, brown, with 11 antennomeres, antennal club with 3 antennomeres (Fig. 8), with light brown setation. Pronotum finely punctate like head, covered with brown and white recumbent setation; brown setation discally. Scutellum triangular, finely punctate as pronotum, without setation. Elytra finely punctate, on each humerus with a large bump; cuticle brown and orange, covered with brown and white setation. Each elytron with two orange, cuticular, transverse fasciae; fasciae covered with white setation, and with one small, apical white spot. Epipleura dark brown, finely punctate, covered with white setation. Mesosternum and metasternum covered with white setation; metasternum coarsely punctate. Abdominal ventrites finely punctate, covered with white, recumbent setation. Legs brown, with light brown setation; tibiae without short spines.

Male. Unknown.


Differential diagnosis. The genus contains three recently described species. The new species is very similar to *S. brunnea* Háva, 2014 (Colombia) but differs from it by the following characters:

- white-grey setation forming two transverse fasciae on each elytron; elytral subbasal fascia not forming loop; pronotum not laterally dentate (Colombia) *S. brunnea* Háva, 2014
- white setation forming two transverse fasciae and an apical spot on each elytron; elytral subbasal fascia forming loop; pronotum not laterally dentate (Argentina) *S. argentinum* sp. nov.

Variability. Paratype body measurements (mm): TL 2.4, EW 1.2.

Etymology. Toponymic, named after the country of its occurrence, Argentina.

Bionomy. The species was collected in birds (*Aves*) nests of *Coryphistera alaudina* Burmeister, 1860 (Furnariidae), *Pseudoseisura lophotes* (Reichenbach, 1853) (Furnariidae) and *Myiopsitta monachus catita* (Jardine & Selby, 1830) (Psittaciidae).



Figs. 6-8.- *Sodaliatoma argentinum* sp. nov.: 6.- Habitus, dorsal aspect. 7.- Habitus, lateral aspect. 8.- Antennae of female.

Subtribe Trogodermina

Trogoderma angustum (Solier in Gay, 1849)

Material examined. Argentina, Salta, Campo Negro, 7 km S of La Poma, 3050 m upon sea level, 21-VI-2007, Turienzo & Di Iorio leg., reared from larva in nest of *A. dorbigny*, 1 spec., (DIOC); the same data but reared from larva on a dead pupa of Arctiidae in nest of *A. dorbigny*, 1 spec., (DIOC); the same data but reared from larva in nest of *A. dorbigny*, 1 spec., (DIOC).

Distribution. Cosmopolitan species. New locality data from Argentina.

Trogoderma argentina (Pic, 1906)

Material examined. Argentina, La Pampa, Santa Rosa, 7-XI-2002, Di Iorio leg., on flowers of *Clematis hilarii*, 7 spec., (DIOC).

Distribution. Species known from Colombia and Argentina. New locality data from Argentina.

Trogoderma inclusum LeConte, 1854

Material examined. Argentina, Buenos Aires, Junín, 11-VI-2008, Di Iorio leg., emerged from mud nests of *Sceliphron asiaticum*, 19 spec., (ODIC); Argentina, Buenos Aires, Chascomús, 15-IX-2009, Di Iorio leg., emerged XII-2009 from mud nests of *Sceliphron asiaticum*, 15 spec., (ODIC); Argentina, Capital Federal, reared from larvae on dead insects from Bolivia, 4 spec., (DIOC).

Distribution. Cosmopolitan species. New for Argentina and Bolivia.



Fig. 9.- *Trogoderma latenotata* (Pic, 1915) comb. nov., habitus, dorsal aspect.

***Trogoderma latenotata* (Pic, 1915) comb. nov. (Fig. 9)**

Globicornis latenotata Pic, 1915: 4

Globicornis latenotata: Mroczkowski, 1968: 115; Háva, 2015a: 202

Material examined. Argentina, La Rioja, Anillaco, 15-I-2000, Di Iorio leg., mounted, emerged from nests of *Sceliphron asiaticum*, 5 spec., (3 ODIC, 2 JHAC).

Remarks. The species *Globicornis latenotata* Pic, 1915 is described from Argentina: Tucuman. According to recently collected material, the species really belongs to the genus *Trogoderma* Dejean, 1821. *Trogoderma latenotata* (Pic, 1915) is newly combined from the genus *Globicornis* Latreille in Cuvier, 1829.

Distribution. Species known from Argentina. New locality data from Argentina.

***Trogoderma pectinicornis* Reitter, 1881**

Material examined. Argentina, Buenos Aires, Zelyay, Río Luján, 11-II-2009, Di Iorio leg., reared from larvae in two dead nestlings of *Furnarius rufus*, 5 spec., (JHAC); Argentina, Capital Federal, Palermo, 19-XII-2011, Di Iorio leg., reared from larvae inside a pupal cocoon with a dead adult of *Gymnetis chalcipes* in the debris pile of nest of *A. lundii*, 2 spec., (DIOC).

Distribution. Species known from Argentina and Brazil. New locality data from Argentina.

***Trogoderma ruficollis* Reitter, 1881**

Material examined. Argentina, Buenos Aires, Campo de Mayo, P. Turienzo & O. Di Iorio leg., 7-V-2005, 2 spec., (ODIC), reared from larva in a mud nest of *Sceliphron fistularium*, 18-VI-2005, 1 spec. (DIOC), 9-VII-2005, 20 spec. (DIOC), 6-VIII-2005, 11 spec., (DIOC), reared from larvae under bark of *Eucalyptus*, 30-VIII-2005, 3 spec., (DIOC), reared from larvae in a nest of *Anumbius annumbi*, 26-II-2006, 2 spec., (DIOC), reared from larvae in a nest of *A. annumbi*, 27-IV-2006, 1 spec., (DIOC), reared from larva in a nest of *A. annumbi*; Argentina, Buenos Aires, Junín, Ea. La Brava, 11-VI-2008, Di Iorio leg., 1 spec., (DIOC), emerged from bird nest in a bush [probably *Mimus saturninus*, Aves: Mimidae]; Pacheco, F.C.G.B.M., 30-VII-2008, Di Iorio leg., 2 spec., (DIOC), emerged from larvae under bark of *Platanus acerifolia*; La Plata, 17-I-2012, Di Iorio leg., 6 spec., (DIOC, JHAC), reared from larvae inside a dead pupal cocoon of *Tachypompilus erubescens* in the debris pile of nest of *Acromyrmex lundii*.

Distribution. Species known from Brazil. New to Argentina.

***Trogoderma sceliphronum* sp. nov. (Figs. 10-12)**

Type material. Holotype (♂): Argentina, Córdoba, Mina Clavero, 22-I-2010 emerged XI-2010 from mud nests of *Sceliphron asiaticum*, (MACN). Paratypes (3♂♂, 4♀♀): the same data as Holotype, (4 ODIC, 3 JHAC).

Description.

Male. Measurements (in mm): TL 2.9, EW 1.5. Body elongate, parallel (Fig. 10), head black, pronotum dark brown, shiny, with sparse golden setation; elytra brown with sparse golden setation; antennae brown; legs brown. Head coarsely punctate, sparsely covered with short, golden setation. Palpi light

brown. Eyes large, with yellow microsetae. Ocellus on front present. Antennae flat, brown, with short, golden setation, with 11 antennomeres (Fig. 11). Pronotum shiny, sparsely and finely punctate, brown, lateral margin of pronotum smooth. Scutellum black, triangular, without setation. Elytron shiny, brown, without fascia or spot, covered by sparse golden setation. Suture near scutellum with short, longitudinal depression on each elytron. Epipleuron brown, covered by golden setation. Mesosternum and metasternum covered with golden setation finely punctate. Legs dark brown covered with recumbent, golden setation. Abdominal sternites dark brown, finely punctate, sparsely covered with recumbent golden setation. Male genitalia as in Fig. 12.


Female. Externally similar to male, but having shorter antennae than male.

Differential diagnosis. The new species is similar to other species distributed in Argentina but differs from them by the characters mentioned in the following key.

Variability. Body black to brown. Body measurements (mm): TL 2.9-4.0, EW 1.5-2.1.

Etymology. The new species named according to the genus name of *Sceliphron asiaticum* (Linnaeus, 1758) (Hymenoptera: Sphecidae).

Bionomy. The species was collected in nests of *Sceliphron asiaticum* (Linnaeus, 1758) (Hymenoptera, Sphecidae).



Figs. 10-12.- *Trogoderma sceliphronum* sp. nov.: 10.- Habitus, dorsal aspect. 11.- Antenna of male. 12.- Male genitalia.

***Trogoderma turienzoii* sp. nov.** (Figs. 13-14)

Type material. Holotype (♀): Argentina, Formosa, Laguna Yema, 24-I-2015, L. Damer leg., emerged 16-VIII-15, from nests of *Sceliphron asiaticum*, (MACN). Paratype (1♀): same data as Holotype, (JHAC).

Description.

Female. Measurements (in mm): TL 4.9, EW 2.8. Body large, oval (Fig. 13), head black, pronotum brown and black, matt, with sparse white-yellow setation; elytra brown with sparse white-yellow setation; antennae brown; legs brown. Head coarsely punctate, sparsely covered with short, white-yellow setation. Palpi dark brown. Eyes large. Ocellus on front present. Antennae dark brown, with golden-brown setation, with 11 antennomeres, (Fig. 14). Pronotum matt, sparsely and coarsely punctate, brown, disc with black spots, lateral margin of pronotum smooth. Scutellum black, triangular, without setation. Elytron matt, brown (Fig. 13), with one white-yellow transverse fascia. The brown areas of each elytron densely covered by intermixed dark-brown and white-yellow setation. The transverse fascia is widest, near the base of the elytra forming incomplete basal loop in the middle of the line. Epipleuron brown with white-yellow setation. Mesosternum and metasternum covered with golden setation, coarsely punctate. Legs brown covered with recumbent, light-brown setation. Abdominal sternites black, finely punctate, sparsely covered with recumbent white-yellow setation.

Male. Unknown.

Variability. Paratype body measurements (mm): TL 4.0, EW 2.1.

Differential diagnosis. See the key below.

Etymology. Dedicated to our colleague Paola Turienzo (Buenos Aires, Argentina).

Bionomy. The species was collected in nests of *Sceliphron asiaticum* (Linnaeus, 1758) (Hymenoptera, Sphecidae).



Figs. 13-14.- *Trogoderma turienzo* sp. nov.: 13.- Habitus, dorsal aspect. 14.- Head and antennae.

Key to *Trogoderma* species recorded from Argentina

- 1. Elytra with cuticular ornamental fascia.
 - Elytral subbasal fascia forming loop; body short and relatively broad..... *T. inclusum* LeConte, 1854
 - Elytral subbasal fascia not forming loop; body elongate and narrow..... *T. angustum* (Solier in Gay, 1849)

2. Each elytron with two orange-reddish cuticular spots.
- Antennae not filiform.
 - Anterior elytral fascia very broad, apical spot very large, occupying apical part (Fig. 9)..... *T. latenotata* (Pic, 1915) **comb. nov.**
 - Anterior elytral fascia narrow and short, apical spot small.... *T. argentina* (Pic, 1906)
 - Antennae filiform..... *T. pectinicornis* Reitter, 1881
3. Elytra without cuticular fascia or spots.
- Body short, broad.
 - elytra black with apical brown part; antennae filiform; pronotum black with small spots of white setation..... *T. baeri* (Pic, 1915)
 - elytra black or brown with one anterior, short, transverse fascia of white setation; pronotum brown..... *T. ruficollis* Reitter, 1881
 - pronotum and elytra dark brown with fasciae of yellowish-white patterns (Fig. 13)..... *T. turienzoii* **sp. nov.**
 - Body elongate, parallel; elytra and pronotum unicolorously brown, antennae long, flat..... *T. sceliphronum* **sp. nov.**

List of Dermestidae recorded from Argentina

ⁱ = introduced species

Subfamily Attageninae

Tribe Attagenini

ⁱ*Attagenus* (*Attagenus*) *pellio* (Linnaeus, 1758)

ⁱ*Attagenus* (*Attagenus*) *unicolor unicolor* (Brahm, 1790)

Paranovelsis anumbiusi **sp. nov.**

Paranovelsis bitaeniatus (Steinheil, 1869)

Paranovelsis inexpectata Herrmann & Háva, 2016

Paranovelsis platanegrachei Herrmann & Háva, 2014

Subfamily Dermestinae

Tribe Dermestini

Dermestes (*Dermestes*) *argentinus* Herrmann & Háva, 2013

ⁱ*Dermestes* (*Dermestes*) *ater* DeGeer, 1774

Dermestes (*Dermestes*) *boliviensis* Háva & Kalík, 2005

Dermestes (*Dermestes*) *haemorrhoidalis* Küster, 1852

Dermestes (*Dermestes*) *patagoniensis* Háva & Kalík, 2005

Dermestes (*Dermestes*) *peruvianus* Laporte de Castelnau, 1840

Dermestes (*Dermestes*) *subaenescens* Pic, 1943

ⁱ*Dermestes* (*Dermestinus*) *carnivorus* Fabricius, 1775

ⁱ*Dermestes* (*Dermestinus*) *maculatus* DeGeer, 1774

Subfamily Megatominae

Tribe Anthrenini

ⁱ*Anthrenus* (*Nathrenus*) *verbasci* (Linnaeus, 1767)

Tribe Megatomini**Subtribe Cryptorhopalina**

Cryptorhopalum argentinum Pic, 1916
Cryptorhopalum bruchi Pic, 1928
Cryptorhopalum brunnescente Pic, 1916
Cryptorhopalum felis Arrow, 1915
Cryptorhopalum occultum Háva, 2015
Cryptorhopalum vianai Pic, 1940

Subtribe Megatomina

Sodaliatoma argentinum sp. nov.

Subtribe Trogodermina

Trogoderma angustum (Solier in Gay, 1849)
Trogoderma argentina (Pic, 1906)
Trogoderma baeri (Pic, 1915)
Trogoderma inclusum LeConte, 1854
Trogoderma latenotata (Pic, 1915) **comb. nov.**
Trogoderma pectinicornis Reitter, 1881
Trogoderma ruficolle Reitter, 1881
Trogoderma sceliphronum sp. nov.
Trogoderma turienzoii sp. nov.

Acknowledgements

I am very much indebted to my colleague †Oswaldo R. Di Iorio (Buenos Aires, Argentina) for providing the interesting material collected, and to Miloslav Rakovič (Dobřichovice, Czech Republic).

References

- Aravena, R.O. 1974. *Insectos de La Pampa (Coleópteros)*. Provincia de La Pampa, Consejo Provincial de Difusión. Biblioteca Pampeana. 166 pp.
- Háva, J. 2007. Contribution to the „*Dermestes bicolor* species group” from the Neotropical region (Coleoptera: Dermestidae). *Studies and Reports of District Museum Prague-East, Taxonomical Series* **3**: 43-46.
- Háva, J. 2015a. *World Catalogue of Insects. Volume 13. Dermestidae (Coleoptera)*. Leiden/Boston: Brill, xxvi + 419 pp.
- Háva, J. 2015b. Contribution to the knowledge of *Cryptorhopalum equisolae* species group, with description of *Cryptorhopalum occultum* sp. nov. from Argentina (Coleoptera: Dermestidae: Megatominae). *Arquivos Entomológicos* **13**: 257-260.
- Háva, J. & Kalík, V. 2005. Contribution to the *Dermestes peruvianus* species group from the Neotropical region (Coleoptera: Dermestidae). *Baltic Journal of Coleopterology* **5**: 87-98.

- Herrmann, A. & Háva, J. 2013. A new species of the genus *Dermestes* Linnaeus, 1758 (Coleoptera: Dermestidae) from South America. *Studies and Reports, Taxonomical Series* **9**(2): 375-378.
- Herrmann, A. & Háva, J. 2014. *Paranovelsis platanegrachei* sp. nov., a new species from Argentina (Coleoptera: Dermestidae: Attageninae). *Arquivos Entomolóxicos* **10**: 89-92.
- Herrmann, A. & Háva, J. 2016. Another new species of the genus *Paranovelsis* Casey from Argentina (Coleoptera: Dermestidae). *Arquivos Entomolóxicos* **15**: 149-152.
- Lawrence, J.F. & Ślipiński, A. 2005. Three new genera of Indo-Australian Dermestidae (Coleoptera) and their phylogenetic significance. *Invertebrate Systematics* **19**: 231-261.
- Mroczkowski, M. 1968. Distribution of the Dermestidae (Coleoptera) of the world with a catalogue of all known species. *Annales Zoologici* **26**: 15-191.
- Pic, M. 1915. Nouvelles especes de diverses families. *Mélanges Exotico-Entomologiques* **18**: 2-20.
- Turienzo, P. & Di Iorio, O.R. 2008. Insects found in birds' nests from Argentina. *Anumbius annumbi* (Vieillot, 1817) [Aves: Furnariidae]. *Zootaxa* **1871**: 1-55.
- Turienzo, P. & Di Iorio, O.R. 2010. Insects found in birds' nests from Argentina. *Furnarius rufus* (Gmelin, 1788) [Aves: Furnariidae] and their inquiline birds, the true hosts of *Acanthocrius furnarii* (Cordero & Vogelsang, 1928) [Hemiptera: Cimicidae]. *Zootaxa* **2700**: 1-112.
- Turienzo, P. & Di Iorio, O.R. 2011. Insects found in birds' nests from Argentina. *Myiopsitta monachus* (Boddaert, 1873) [Aves: Psittacidae], exclusive host of *Psitticimex uritui* (Lent & Abalos, 1946) (Hemiptera: Cimicidae). *Zootaxa* **3053**: 1-58.
- Turienzo, P. & Di Iorio, O.R. 2013. Insectos en nidos de aves de la Argentina: *Asthenes dorbignyi* (Reichenbach, 1853) [Aves: Furnariidae]. *Idesia* **31**: 87-94.
- Turienzo, P. & Di Iorio, O.R. 2014a. Insects in birds' nests from Argentina. *Pseudoseisura lophotes* Reichenbach, 1853 and *Anumbius annumbi* (Vieillot, 1817) (Aves: Furnariidae), hosts of *Triatoma platensis* Neiva, 1913 (Hemiptera: Reduviidae: Triatominae). *Zootaxa* **3766**(1): 001-082.
- Turienzo, P. & Di Iorio, O.R. 2014b. Insects in birds' nests from Argentina. *Coryphistera alaudina* Burmeister, 1860 (Aves: Furnariidae), their inquiline birds and mammals, new hosts for *Psammolestes coreodes* Bergroth, 1911 and *Triatoma platensis* Neiva, 1913 (Hemiptera: Reduviidae: Triatominae). *Zootaxa* **3811**(2): 151-184.